



Zefiro
Methane
Corp.

Corporate Presentation

CBOE CANADA: **ZEFI**

FRANKFURT: **Y6B**

OTCQB: **ZEFIF**





Zefiro
Methane
Corp.

Driving Environmental Value Creation

CBOE CANADA: ZEFI

FRANKFURT: Y6B

OTCQB: ZEFIF

“Methane is among the most potent greenhouse gases... methane’s effects on the climate... have earned it the moniker “**super pollutant.**” Methane emissions [derive from] production and transportation of natural gas. Methane can leak from storage facilities, pipelines and tankers, and is also often deliberately released. Studies point to its heat-trapping effects as being as much as **80 or more times stronger than carbon dioxide**” - *New York Times*

Zefiro addresses this problem by cleaning up and plugging abandoned wells – leaving communities better than we found them, and simultaneously creating carbon credits that generate high margins of revenue.

Through our innovative offset solutions, Zefiro is poised to become the leader in methane abatement in the U.S.

Introduction to Zefiro

Our Mission: To address the challenges posed by orphaned and abandoned oil and gas wells starting with the global methane emissions problem.

Who We Are: A publicly-traded environmental services company founded by a seasoned management team of former J.P. Morgan executives with deep expertise in environmental markets, energy finance, and technology.

What We Do: Leverage expertise across multiple service lines to deliver innovative methane abatement and carbon offset solutions that create lasting environmental, economic, and social benefits to communities.

Our Focus Areas:

- Environmental Services
- Environmental Markets
- Environmental Data

Key Milestones:

- April 2024: Listed on Cboe Canada Exchange.
- Since 2023: Completed multiple strategic acquisitions, resulting in more than \$30 million in revenue.

Targeting a Major Methane Problem

Methane emissions from abandoned wells are extremely damaging to climate and human health.

- **CO2 levels have risen nearly 50% and methane levels have more than doubled.**¹
- Methane is much more potent than CO2 in the short term (**as much as 84x over 20 years**).²
- **Over 2.2M wells across 26 states**.³ The EPA believes the actual figure may be as much as **3 times higher**.⁴
- **\$435 billion** estimated as the outstanding liability associated with cleaning up and plugging the known backlog.⁴



¹ EPA, <https://www.epa.gov/climate-indicators/climate-change-indicators-atmospheric-concentrations-greenhouse-gases>

² IPCC (2021). Dataset available from EPA at <https://catalog.data.gov/dataset/ipcc-ar4-ar5-and-ar6-20-100-and-500-year-gwps>

³ Sum of EPA Abandoned and Orphaned wells and currently active wells (Enverus): "Inventory of US Greenhouse Gas Emissions and Sinks, 1990-2022", Enverus dataset available at: prism.enverus.com/

⁴ U.S. Government Accountability Office, [Special Report: Millions of abandoned oil wells are leaking methane, a climate menace | Reuters](https://www.gao.gov/assets/350/350111.pdf)
Available at: <https://www.braun.senate.gov/news/press-releases/sen-braun-introduces-abandoned-well-remediation-bill-to-protect-local-resources/#:~:text=Today%2C%2014%20million%20people%20are,wells%20are%20discovered%20each%20year.>

⁵ Kell, S. (2011) "State oil and gas agency groundwater investigations and their role in advancing regulatory reforms. A two-state review: Ohio and Texas" Technical Report (Ground Water Protection Council)

Implementing 'Gold Standard' Well Remediation Services

Plants and Goodwin, a subsidiary of Zefiro Services, has a 50+ year operating history running a profitable and scalable P&A business for corporations and governments.

Well Remediation Services

- P&G is an industry leading monoline Plugging & Abatement (P&A) operator decommissioning wells.
- Robust internal capabilities across measurement, quantification, and abatement of methane emissions.
- Geographic footprint throughout Appalachia and expanding into Mid-Con valley to support further growth.
- 50+ year track record of best-in-class P&A services with double-digit organic revenue growth prior to acquisition.
- Delivery of highly-focused tech innovation to reduce costs while providing best-in-class services.
- Leads methane leak data collection to enable compliance and reduce operating liabilities.



Zefiro's Vertically Integrated Model

Delivering Cost Savings and Enhanced Efficiency makes Zefiro a Partner of Choice



Direct Engagement

We interact directly with customers, eliminating the need for intermediary consulting firms. This drives reduced project costs when compared to intermediated competitors.



Unified Pricing

By setting a hurdle rate for the entire job rather than individual segments, we avoid compounded vendor markups.

Traditional projects involve multiple vendors.



Operational Efficiency

Integration grants us greater autonomy over scheduling and utilization, leading to improved operational efficiency, heightened accountability, and aligned interests.



Advanced Capabilities

Scale allows us to develop specialized expertise for complex plugging jobs which require sophisticated tooling or techniques, allowing us to stop methane leaks from unconventional sources.

Scaling Solutions Within an Underpenetrated Sector

Proven Results Thus Far

200



Methane Well Sources Eliminated (2023)

413



Methane Well Leaks Surveyed in Last 12 Months

~100,000



Estimated Methane Emissions Eliminated in 2023 (tCO₂e)

Significant Growth Landscape

2.2M+



US Methane Well Source Backlog

1M+

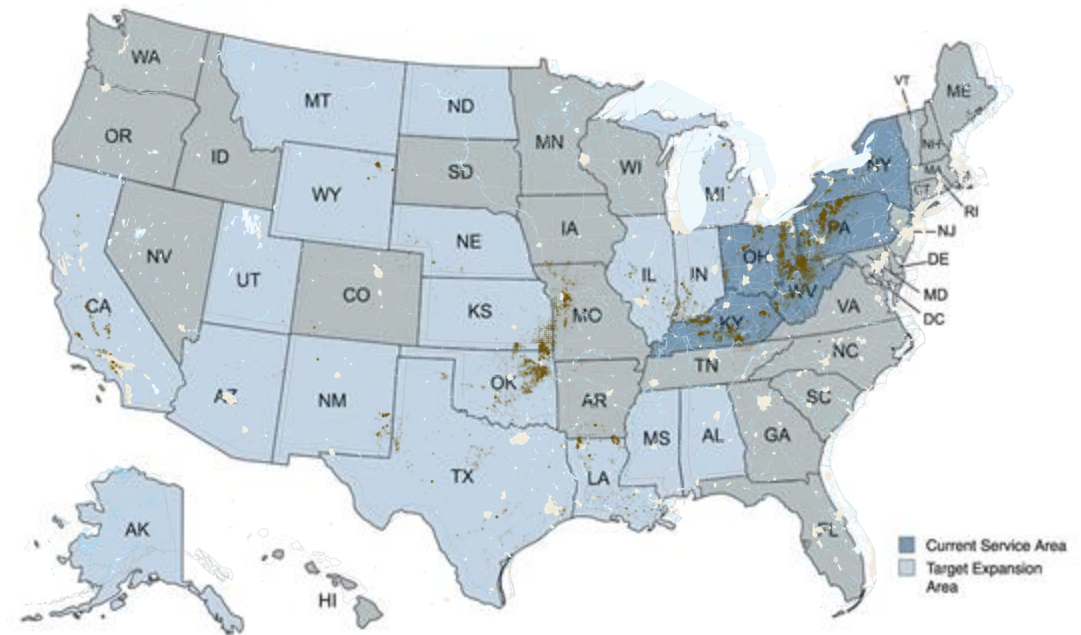


Wells Required to be Monitored by Quad O Regulations

~150M



Annual Emissions from U.S. Oil & Gas Sector (tCO₂e)

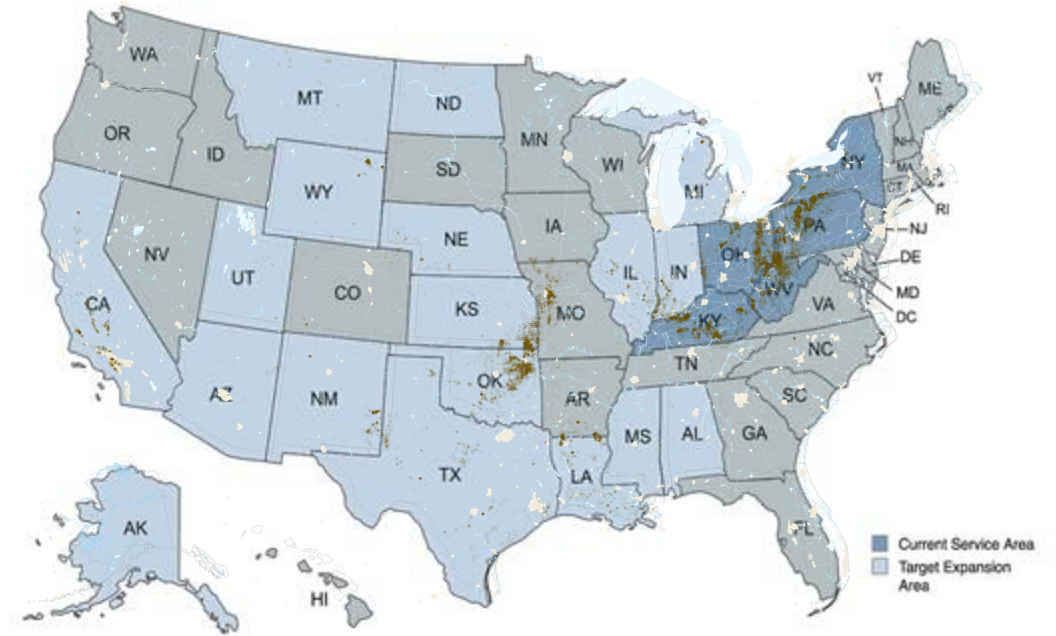


"LTM" represents the last 12 months of operations ending March 30, 2024. Sources: Zefiro Internal Data and Professional Judgement; EPA (2024), "Inventory of US Greenhouse Gas Emissions and Sinks, 1990-2022"; Stanford (2024), "Methane emissions from U.S. oil and gas operations cost the nation \$10 billion per year", available at: <https://news.stanford.edu/stories/2024/03/methane-emissions-major-u-s-oil-gas-operations-higher-government-predictions>

State & Federal Growth Opportunities

Zefiro is well-situated to capitalize on robust and growing slate of state grant-funded plugging and abandonment.

- **\$4.7B¹** allocated for states to deploy via the IJJA for P&A.
- To date, Zefiro has won ~25% of IJJA initiated contracts for P&A work in its core geographies.
- Plants and Goodwin is the only P&A firm operating in New York state.
- Newly opened West Virginia yard will enable closer collaboration on WV DNR projects.
- Oklahoma projects listed with the American Carbon Registry (ACR)



Pennsylvania



New York



Ohio



West Virginia



Kentucky



Oklahoma

1. U.S Department of Interior Office of the Inspector General, Flash Report: Orphaned Wells Programs, https://www.doi.oig.gov/sites/default/files/2021-migration/Reissue%20Flash%20Report_DOI%20Orphaned%20Wells%20Responsibilities.pdf

Capitalizing on Massive Demand for Carbon Credits

Corporate Net-Zero Commitments Driving Demand

- Two-thirds of the world's largest companies with net-zero targets now use carbon offsets to meet their goals.¹
- Fortune 1000 companies are increasingly purchasing carbon offsets to bridge the gap between current emissions and future reductions.²

Exponential Market Growth Expected

- Carbon credit markets are projected to grow 50-fold by 2050.³
- Demand for carbon offsets could increase tenfold by 2030, leading to a significant supply shortfall.⁴

Supply-Demand Gap Creating Opportunity

- A large and growing gap exists between the supply of high-quality carbon credits and escalating corporate demand.⁴
- The shortage of verified and impactful carbon reduction solutions intensifies the need for credible offsets.

Methane Abatement Credits Highly Valued

- Methane reductions offer immediate climate impact due to methane's high global warming potential—responsible for 30% of the rise in global temperatures since the industrial revolution, with far greater potency than CO₂.⁵
- Credits from methane abatement projects are especially sought after for their significant environmental benefits.

¹Carbon Brief, <https://interactive.carbonbrief.org/carbon-offsets-2023/companies.html>

²Climate Impact Partners, <https://www.climateimpact.com/news-insights/news/climate-impact-partners-releases-fourth-annual-report-climate-commitments-fortune-global-500/>

³McKinsey & Company. "A blueprint for scaling voluntary carbon markets to meet the climate challenge"

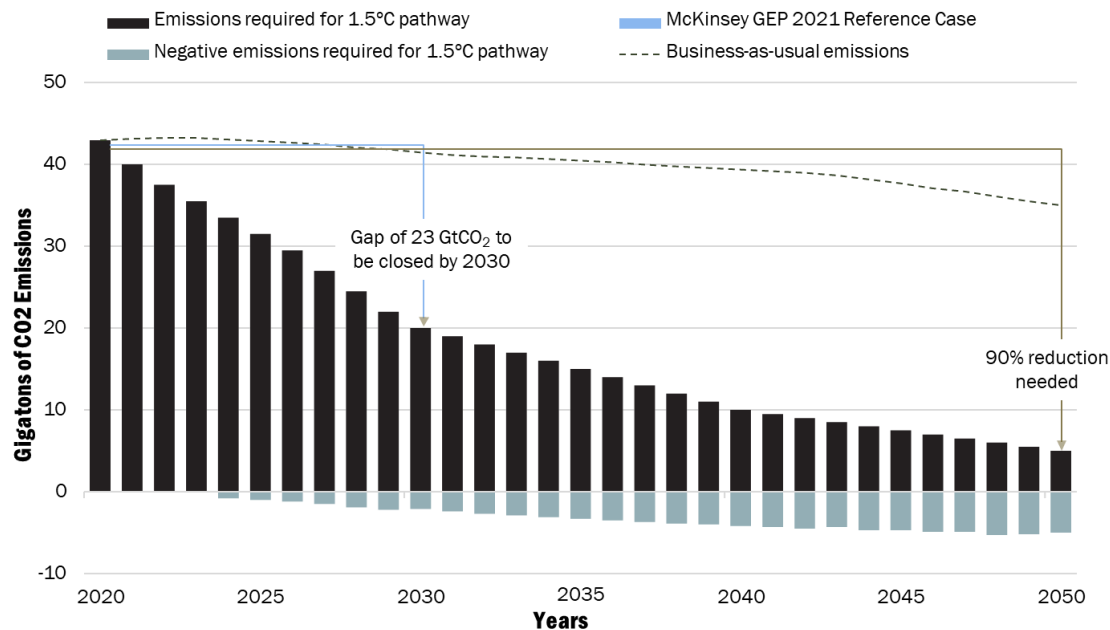
⁴Trove Research (2022).

⁵International Energy Agency, <https://www.iea.org/reports/global-methane-tracker-2022/methane-and-climate-change>

The Role of Carbon Markets in Climate Risk Mitigation

To achieve their climate targets, companies setting climate goals will need to use carbon credits.

Global CO2 Emissions per Year¹



¹ McKinsey & Company. "A blueprint for scaling voluntary carbon markets to meet the climate challenge"

¹ Source: Trove Research (2022). Supply is the total risk-adjusted issuances from known projects. Demand is total tons required from voluntary sources.

Market Demand for Carbon Abatement¹

23 gigatons of CO₂e must be reduced by 2030 to maintain the 1.5°C pathway.

90% reduction in carbon emissions is needed by 2050, along with ~5 gigatons of annual carbon removal to meet climate targets.

20-50x growth by 2050, with the carbon credit market having the potential to be worth upward of US\$50 billion by 2030.

42% CAGR Total market demand for voluntary carbon offsets is expected to grow at a 42% CAGR through 2028 and reach 1.3B tons CO₂e²

We Originate and Distribute High-Quality Carbon Credits

We Originate High-Quality Carbon Credits



Proprietary origination and sale of carbon offsets into undersupplied market.



Recurring, high quality distribution channels help corporates meet carbon neutrality goals.



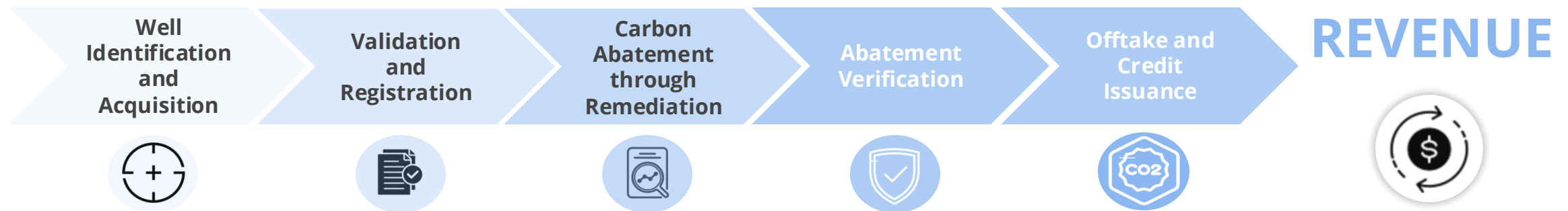
Utilization of deep of insights and experienced field teams ensures first-in-class field work.

We Deliver High-Quality Carbon Credits

Our Markets team has decades of experience in environmental product origination, delivery, and trading.

Vertically integrated Services division enables direct access to environmental remediation projects across our deep network, and full control over the origination process.

Our internal quality controls ensure environmental products originated maintain the highest level of quality.



Zefiro Methane Markets

Credit Origination



ZEFIRO METHANE CORP. (CBOE: ZEFI) (the “Company”, “Zefiro”, or “ZEFI”) is pleased to announce that it has successfully completed its first listing on American Carbon Registry (“ACR”)...

Zefiro Chief Commercial Officer Tina Reine said, “Our first ACR listing is a very meaningful indicator of the progress our team has made, and we look forward to continuing to build up this momentum!”

Credit Delivery

Mercuria Energy America LLC
US\$150bn+ Revenue Trade House
Deal Type
Presale + ISDA
Status
Transaction Completed May 8, 2023

EDF Trading
Subsidiary of the EDF Group, a €140bn Revenue Global Leader in Low-Carbon Energies
Deal Type
Presale + ISDA
Status
Transaction Announced July 9, 2024

Key Growth Drivers



Geographical expansion into new basins in Oklahoma, Louisiana, Texas, and Alberta.



State Government Work from IIJA funds: targeting 25% of issued state funds.



International expansion, with opportunities in Canada and Middle East. Saudi Arabia, Kuwait, and UAE want to be carbon neutral via monitoring and offsets.



Launching services like methane monitoring, a significant opportunity with the new EPA regulations and developing new product lines.



Actionable M&A pipeline with multiple near-term opportunities for accretive growth.

Senior Management: Energy, Finance, and Carbon Leadership



Talal Debs
Founder, Chairman and CEO

Talal is an energy sector expert

- Extensive experience in investment banking, commodities, lending, and risk management
- Founding team of JPMorgan's first carbon trading effort



Tina Reine
Chief Commercial Officer

Tina is a preeminent carbon leader

- Built out environmental markets divisions at JPMorgan and NextEra
- Led commercialization team at World Kinect Energy Services



Mohit Gupta
Chief Financial Officer

Mohit is an energy, finance and operations expert

- Founding member of JP Morgan's energy trading business, with 9 years as CFO/COO of the division
- Senior Executive at JPMorgan, Wells Fargo and EY



Luke Plants
CEO, Zefiro Services; EVP, Business Development

Luke is a third-generation owner of P&G

- Served in various roles at P&G (including Operations Manager & COO) before being made CEO
- He has taken a role within Zefiro to help further build out Zefiro Services



Richard Walker
Chief Technology Officer

Richard is an expert in technology and operational strategy

- Specialist in technology and organisational systems for the finance industry
- Senior Executive across Bain & Company, Deloitte, BearingPoint, IBM, and KPMG.



Matthew Brooks
Head of Operations

Matthew is an energy sector A&D expert

- Specialist in managing acquisitions and divestitures in the domestic upstream oil and gas sector
- Served in senior roles in the Land & Legal Department for Urban Oil & Gas Group.

Three Pillars Support Building a World-Class Business

Processes

- Institutionalizing world-class processes across finance, HR, marketing, and operations.
- Streamlining wells acquisitions, workflow automations, carbon offset registries.
- Removing redundancies to improve efficiency.

People

- Cultivating a culture of collaboration, innovation, and excellence by attracting the best talent in the industry.

Platforms

- Developing banking, counterparty and client relationships
- End-to-end automation and digitization
- Building robust tech platforms that support sustainable growth and operational efficiency.

Together, these three pillars are positioning us to lead with agility, drive impactful change, and build a world-class organization in the methane reduction and carbon markets space.

Disclosure Disclaimer / Forward Looking Statement

The contents of this corporate presentation are for information purposes only regarding Zefiro Methane Corp. ("Zefiro" or the "Company").

A prospectus containing important information relating to the securities of Zefiro has been filed with securities commissions or similar authorities in British Columbia, Alberta and Ontario (the "Prospectus"). Copies of the Prospectus may be obtained from Sedar Plus (sedarplus.ca, profile number: 000055525).

This presentation contains "forward-looking information." Forward-looking information includes, but is not limited to, statements regarding macroeconomic factors, future demand and supply, production and development forecasts and timelines, estimates as to the demand for carbon credits, future carbon credit prices, valuations, capital and operating expenditures, ability to obtain financing, the expected timing for various business milestones, future currency exchange rates, government regulation of carbon credits and environmental risks. Similarly, forward-looking information also includes economic analysis of the business of the Company and the results thereof, including, without limitation, target revenue projections, estimated capital and operating costs and all economic analysis derived from such estimates and targets. In general, forward-looking information can be identified by the use of forward-looking terminology such as "plans", "expects" or "does not expect", "projects", "forecasts", "budgets", "estimates", "schedules", "intends", or variations of such words and phrases or state that certain actions, events or results "may", "could", "would", "might" or "will be taken", "occur" or "be achieved".

The forward-looking information is based upon factors and assumptions the Company believes is reasonable based on information currently available to them. Forward-looking information is subject to known and unknown risks, uncertainties and other factors that may cause the actual results, level of activity and performance of the Company to differ from the forward-looking information. Factors that could cause actual results or events to differ materially from current expectations, include, among other things: no assurance of profitability, concentration risk, global policy developments, elimination of carbon tax, evolving carbon market, lack of liquidity and high volatility of voluntary carbon markets, fluctuating price of carbon credits, reduced demand for carbon credits, validation, registration, verification, cancellation and other risks associated with carbon credits, carbon trading may become obsolete, competitive conditions, inaccurate estimates of growth strategy, pledge of Plants and Goodwin, Inc. shares against obligations under note, project types may change over time, management of growth, failure to achieve economies of scale, acquisition strategy, reputational risks, due diligence risks, dependence upon key personnel, joint ventures and other partnerships, conflicts of interest, internal controls regarding financial reporting and preventing fraud, anti-corruption and bribery laws, title risk, permits & licenses, litigation, enforcement of legal rights, information technology, cyber-attacks, privacy and data protection, credit risk, reliance on secondary industries, labour shortages and wage inflation, emerging technologies may lead to competitive disadvantage,

competitive oil and gas services industry, excess equipment levels, shortage of equipment, industry regulation, operating risks, foreign operations and political risk, expenditures and liabilities from health and safety and environmental laws and regulations, decline in the demand for services for failure to maintain safety standards, insurance coverage, force majeure events, disease outbreaks may negatively impact the company, tax risk, dilution, ownership of common shares, resale of shares, no prior market for common shares, market for securities, the company does not intend to pay dividends, increased expenses as a result of being a public company, and failure to maintain listing and the other risks disclosed under the heading "Risk Factors" in the Company's Prospectus.

There can be no assurance that such information will prove to be accurate as actual results and future events could differ materially from those anticipated in such statements. Accordingly, readers should not place undue reliance on forward-looking information. The Company does not undertake to update any forward-looking information, except as required under applicable securities laws. Any forward-looking information contained in this presentation about prospective financial performance, financial position or targets is based on assumptions about future events, including but not limited to economic conditions and proposed courses of action, based on management's assessment of the relevant information currently available.

Targets included herein contain forward-looking statements and are based on the material assumptions and factors set out above. The actual results of the Company's operations for any period will likely vary from the amounts set forth in these targeted projections, and such variations may be material. The factors that could cause actual results to vary include the items set out earlier in this Disclosure Disclaimer / Forward-Looking Statement. Readers are cautioned that any such targets and forward-looking information contained herein should not be used for purposes other than those for which it is disclosed herein.

This presentation includes market and industry data obtained from various publicly available sources and other sources believed by the Company to be true. Although the Company believes it to be reliable, the Company has not independently verified any of the data from third-party sources referred to in this presentation or analyzed or verified the underlying reports relied upon or referred to by such sources, or ascertained the underlying assumptions relied upon by such sources. The Company does not make any representation as to the accuracy of such information.

All references in this corporate presentation to "dollars", "C\$" or "\$" are to Canadian dollars, unless otherwise stated. References to "US\$" are to United States dollars. The daily average exchange rate for Canadian dollars in terms of the United States dollar on February 2, 2024, as reported by the Bank of Canada, was C\$1.3454 : US\$1.00. Some numbers in this presentation may not be exact or add consistently due to rounding.

Corporate governance documentation is available online and can be found at <https://zefiromethane.com/corporate/>.



Zefiro
Methane
Corp.

Thank You

General Inquiries

info@zefiromethane.com

Investors

investor@zefiromethane.com

Corporate Governance Information

zefiromethane.com/corporate/

CBOE Canada: **ZEFI**
Frankfurt: **Y6B**
OTCQB: **ZEFIF**